




Cap Colour			Black	Black	Black
Performance					
			360°x18	180°	90°
*Min. Opening Size			0.5mm	1.5mm	1.5mm
Base Colour and Orifice Size	Press. (kPa)	Flow (Lph)	Dia. of Throw (m)	Radius of Throw (m)	Radius of Throw (m)
Black max 1.5mm	50	0 – 53	0 – 4.9	0 – 1.9	0 – 1.5
	100	0 – 78	0 – 6.8	0 – 2.4	0 – 2.4
	150	0 – 98	0 – 8.2	0 – 3.0	0 – 2.9
	200	0 – 115	0 – 8.2	0 – 3.2	0 – 3.1
	250	0 – 130	0 – 7.2	0 – 3.4	0 – 3.3

• Minimum opening size for Base and Cap given to assist filtration selection.