





Lawn Genie Nozzle Performance						
Code	Pattern	Pressure kPa	Flow Rate Lpm	Radius (m)	Prec Rate* □	Prec Rate* △
1013741	90deg 	50	1.42	2.6	50.4	58.2
		100	2.02	3.4	41.9	48.4
		150	2.48	3.8	41.2	47.6
		200	2.87	4.2	39.0	45.0
		250	3.22	4.5	38.2	44.1
1013742	180deg 	50	2.65	2.6	47.0	54.3
		100	3.78	3.4	39.2	45.3
		150	4.67	3.8	49.2	56.8
		200	5.42	4.2	36.9	42.6
		250	6.10	4.5	36.1	41.9
1013743	270deg 	50	3.73	2.6	49.7	57.4
		100	5.30	3.4	41.3	47.7
		150	6.47	3.8	40.3	46.5
		200	7.60	4.2	38.8	44.8
		250	8.58	4.5	38.1	44.0
1013744	360deg 	50	4.85	2.6	43.0	49.7
		100	6.78	3.4	35.2	40.6
		150	8.28	3.8	34.4	39.7
		200	9.67	4.2	32.9	38.0
		250	10.82	4.5	32.1	37.1

* □ Precipitation Rate on square spacing based on 50% of the diameter of throw, in mm/h

△ Precipitation Rate on triangular spacing based on 50% of the diameter of throw, in mm/h